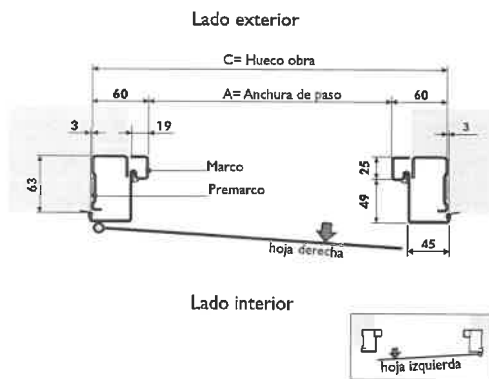
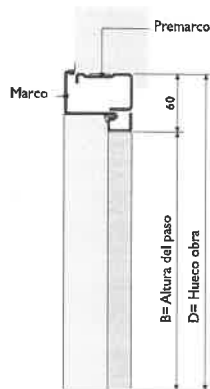
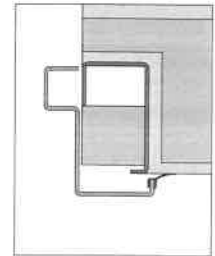
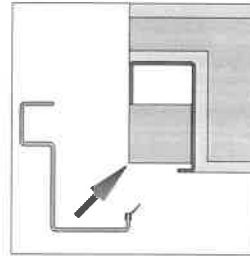
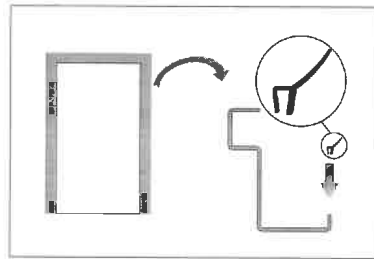


# MEDIDAS

## Medidas para Marco estándar y Premarco estándar

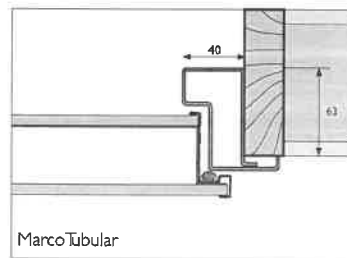


| A Anchura de paso libre | B Altura de paso libre | C Medida exterior premarco | E Medida exterior Premarco |
|-------------------------|------------------------|----------------------------|----------------------------|
| 760                     | 2000                   | 880                        | 2060                       |
| 760                     | 2040                   | 880                        | 2100                       |
| 760                     | 2100                   | 880                        | 2160                       |
| 800                     | 2000                   | 920                        | 2060                       |
| 800                     | 2040                   | 920                        | 2100                       |
| 800                     | 2100                   | 920                        | 2160                       |
| 850                     | 2000                   | 970                        | 2060                       |
| 850                     | 2040                   | 970                        | 2100                       |
| 850                     | 2100                   | 970                        | 2160                       |
| 900                     | 2000                   | 1020                       | 2060                       |
| 900                     | 2040                   | 1020                       | 2100                       |
| 900                     | 2100                   | 1020                       | 2160                       |

### COMO CALCULAR LA MEDIDA:

|                   |            |                   |             |
|-------------------|------------|-------------------|-------------|
| HUECO OBRA        | 930        | HUECO OBRA        | 2070        |
| HOLGURA           | 10         | HOLGURA           | 10          |
| 60                | 60         | 60                | 60          |
| 60                | 60         | 60                | 60          |
| <b>PASO LIBRE</b> | <b>800</b> | <b>PASO LIBRE</b> | <b>2000</b> |

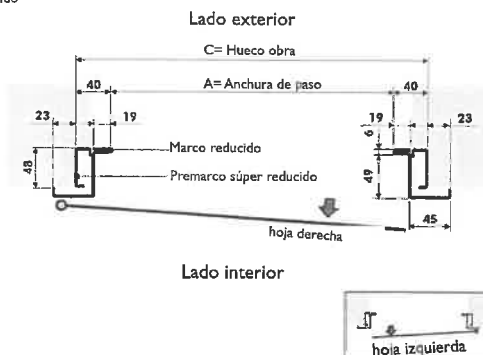
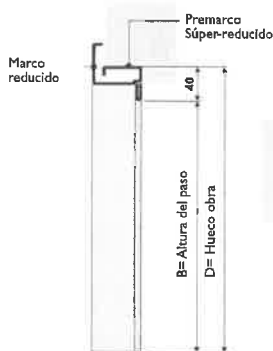
## Medidas para Marco Tubular o Marco Reducido con Premarco Súper-reducido



Marco Tubular



Marco Reducido Premarco súper-reducido



| A Anchura de paso libre | B Altura de paso libre | C Medida exterior premarco | E Medida exterior Premarco |
|-------------------------|------------------------|----------------------------|----------------------------|
| 760                     | 2000                   | 840                        | 2040                       |
| 760                     | 2040                   | 840                        | 2080                       |
| 760                     | 2100                   | 840                        | 2140                       |
| 800                     | 2000                   | 880                        | 2040                       |
| 800                     | 2040                   | 880                        | 2080                       |
| 800                     | 2100                   | 880                        | 2140                       |
| 850                     | 2000                   | 930                        | 2040                       |
| 850                     | 2040                   | 930                        | 2080                       |
| 850                     | 2100                   | 930                        | 2140                       |
| 900                     | 2000                   | 980                        | 2040                       |
| 900                     | 2040                   | 980                        | 2080                       |
| 900                     | 2100                   | 980                        | 2140                       |

### COMO CALCULAR LA MEDIDA:

|                   |            |                   |             |
|-------------------|------------|-------------------|-------------|
| HUECO OBRA        | 850        | HUECO OBRA        | 2050        |
| HOLGURA           | 10         | HOLGURA           | 10          |
| 40                | 40         | 40                | 40          |
| 40                | 40         | 40                | 40          |
| <b>PASO LIBRE</b> | <b>760</b> | <b>PASO LIBRE</b> | <b>2000</b> |

Nota: Las puertas se piden con la medida de paso libre